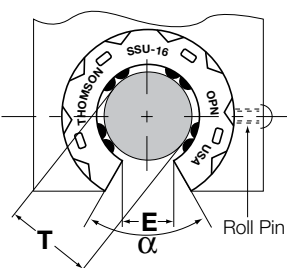
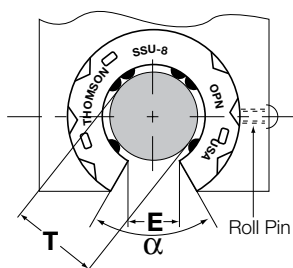
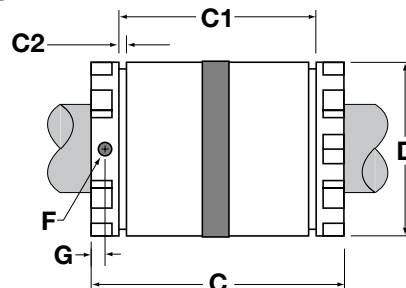


Super Smart Ball Bushing™ Bearings (Open Type) for Continuously-Supported Applications

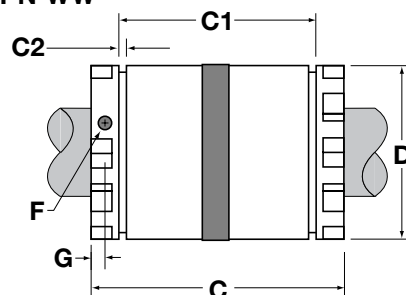
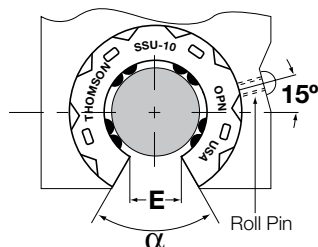
TSSU-8-OPN-WW



TSSU-12-OPN-WW thru
TSSU-24-OPN-WW



TSSU-10-OPN-WW



Super Smart Ball Bushing™ Bearings (Open Type) with Two Integral Wipers
(Dimensions in inches)

Catalog Number	Nominal Diameter	Length C	C1	C2 Min.	Min. Slot Width E	Retention Hole		Angle deg α	Number of Ball Circuits	Ball Bushing Bearing Mass lb
						Dia. F	Loc. G			
TSSU-8-OPN-WW	.500	1.250/1.230	1.032/1.012	.050	.31	.13	.62	40	6	.07
TSSU-10-OPN-WW	.625	1.500/1.480	1.125/1.095	.055	.34	.11	.13	30	8	.09
TSSU-12-OPN-WW	.750	1.625/1.605	1.285/1.255	.055	.41	.14	.13			.13
TSSU-16-OPN-WW	1.000	2.250/2.230	1.901/1.871	.068	.53	.14	.13			.24
TSSU-20-OPN-WW	1.250	2.625/2.600	2.031/1.991	.068	.62	.20	.19			.43
TSSU-24-OPN-WW	1.500	3.000/2.970	2.442/2.402	.086	.74	.20	.19			.80

Catalog Number	Working Bore Diameter T	Recommended Housing Bore Dia.		Ball Bushing™ Bearing/LinearRace™ Fit Up		Dynamic ^A Load Capacity lbf
		Fixed D	Adjustable D	Fixed Dia.* Housing	Adjustable Dia.* Housing (Before Adjustment)	
TSSU-8-OPN-WW	.5000/.4995	.8755/.8750	.8760/.8750	.0015C/.0000	.002C/.0000	360
TSSU-10-OPN-WW	.6250/.6245	1.1255/1.1250	1.1260/1.1250	.0015C/.0000	.002C/.0000	620
TSSU-12-OPN-WW	.7500/.7495	1.2505/1.2500	1.2510/1.2500	.0015C/.0000	.002C/.0000	1130
TSSU-16-OPN-WW	1.0000/.9995	1.5630/1.5625	1.5635/1.5625	.0015C/.0000	.002C/.0000	1900
TSSU-20-OPN-WW	1.2500/1.2494	2.0008/2.0000	2.0010/2.0000	.0018C/.0001P	.002C/.0001P	2350
TSSU-24-OPN-WW	1.5000/1.4994	2.3760/2.3750	2.3760/2.3750	.0021C/.0000	.0021C/.0000	3880

*P=Preload, C=Clearance

Continued on the next page

^ASee the chart on the bottom half of the next page.

NOTE: Catalog number is for a standard item.

For other options, add: **CR** Corrosion-Resistant, **NB** Nylon Balls, or **CM** Ceramic Balls to end of catalog number.