


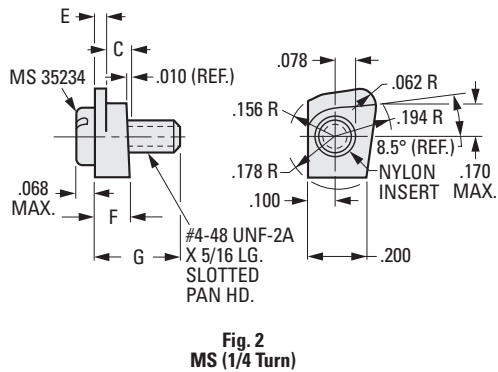
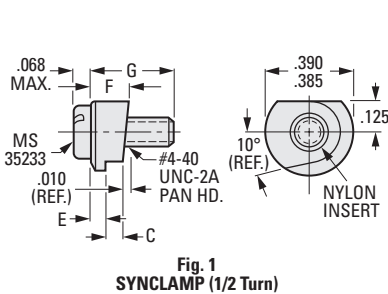
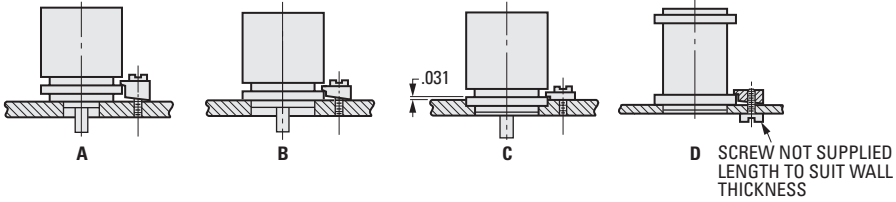
PATENTED
 QUICK RELEASING
 SELF-LOCKING
 INSTANT NULLING

PHONE: 516.328.3300 • FAX: 516.326.8827 • WWW.SDP-SI.COM



For Material Specifications
 See Following Page

Mounting Methods



INCH COMPONENT						
Catalog Number	Type	C ± .003	E ± .003	F Ref.	G +0 -1/32	Screw MS Dash No.
Fig. 1						
* S3109Y-CS-01	SYNCLAMP	.031	.040	.071	5/16	-14
* S3109Y-CS-02				.102		
* S3109Y-CS-03				.112		
* S3109Y-CS-04		.062	.050	.125		
* S3109Y-CS-05				.141		
* S3109Y-CS-06				.133		
* S3109Y-CS-07		.078	.040	.143	3/8	-15
* S3109Y-CS-08				.156		
* S3109Y-CS-09				.175		
* S3109Y-CS-10		.093	.050	.196		
* S3109Y-CS-11				.163		
* S3109Y-CS-12				.156		
* S3109Y-CS-10	.125	.040	.196	7/16	-16	
* S3109Y-CS-11	.156					
* S3109Y-CS-12	.175					
* S3109Y-CS-10	.156	.063	.312	5/8	-18	
* S3109Y-CS-11	.225					
* S3109Y-CS-12	.250					
Fig. 2						
S3109Y-CS-22	MS	.093	.037	.130	5/16	-14 Δ

* For Phillips Head Screws, add "P" to the end of the catalog number
 Δ For #4-40 Thread, add "-40" for Pan Head Screws, or "-40P" for Phillips Head Screws, to the end of catalog number. Continued on the next page

