

WITH CASING

PHONE: 516.328.3300 • FAX: 516.326.8827 • WWW.SDP-SI.COM

> MATERIAL:

- Flexible Cable** - Steel
- Flexible Casing** - Vinyl Covered Steel
- Bearings** - Sintered Bronze
- End Fittings** - Plated Steel

SPECIAL ORDERS for Many Combinations of Fittings and Lengths Accepted.



> PERFORMANCE DATA:

Shaft Dia.	Minimum Operating Radius in.	Dynamic Torque Capacity, Winding Direction (lbf in.) Input								Torsional* Breaking Load For Straight Shafts, Winding Direction lbf in.
		Radius of Curvature								
		25"	20"	15"	12"	10"	8"	6"	4"	
.130	3.0	—	—	3.8	3.6	3.4	3.1	2.4	1.7	15
.150	4.0			5.0	4.7	4.4	3.9	3.1	1.4	24
.187	4.0	25.0	24.0	13.5	12.6	11.8	11.0	9.8	7.8	55
.250				22.0	21.0	19.0	16.0	12.0	—	100

* Shaft will break or helix under these loads. For routine tests, do not specify more than approximately 50% of these figures. Otherwise, the flexible shaft may be seriously damaged.

End Fitting **Fig. 1**, **Fig. 2** & **Fig. 4** are available on special order. **Fig. 3** is the standard end fitting.

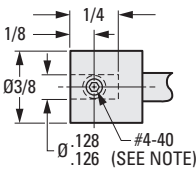
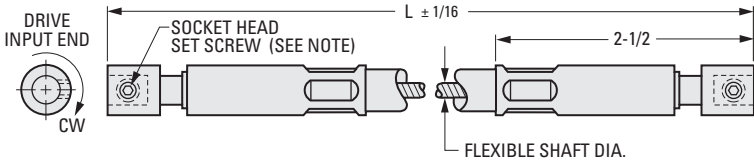


Fig. 1

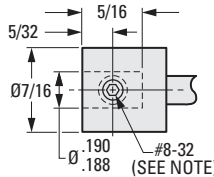


Fig. 2

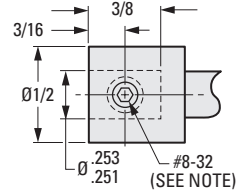


Fig. 3 (Standard)

INCH COMPONENT

Catalog Number	Flexible Shaft Diameter	L Length in.	Standard End Fitting Fig.
A 7Z10-N24433	.130	24	3
A 7Z10-N24533	.150	36	
A 7Z10-N36533	.150	36	
A 7Z10-N30633	.150	30	
A 7Z10-N36633	.187	36	
A 7Z10-N24833	.250	24	
A 7Z10-N36833	.250	36	

NOTES: Fig. 1 style end fitting for .187 diameter flexible shaft has two set screws. End fittings for .250 diameter flexible shaft have two set screws.

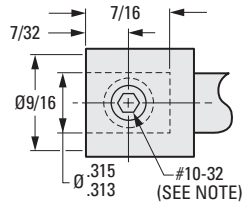


Fig. 4

- I
- R
- T
- 1
- 2
- 3
- 4
- 5
- 6
- 7
- 8
- 9
- 10
- 11
- 12
- 13
- 14
- 15
- 16