

WITH CASING

PHONE: 516.328.3300 • FAX: 516.326.8827 • WWW.SDP-SI.COM

> MATERIAL:

- Flexible Cable** - Steel
- Flexible Casing** - Vinyl Covered Steel
- End Fittings** - Plated Steel

SPECIAL ORDERS for Many Combinations of Fittings and Lengths Accepted.



> PERFORMANCE DATA:

Shaft Dia.	Mode of Operation	Operating Torque Capacity, Winding and Unwinding Directions, (lbf in.) Input								Max. Torsional Deflection at Load Indicated (Degrees per Foot of Shaft)		
		Radius of Curvature								lbf in.	Winding	Unwinding
		25"	20"	15"	12"	10"	8"	6"	4"			
.130	Manual	—	—	—	7.6	7.1	6.6	5.6	3.6	1	13.0	13.0
	Dynamic	—	—	—	3.8	3.6	3.3	2.8	1.8			
.150	Manual	—	20.9	19.5	18.4	17.2	15.3	12.1	6.2		6.0	6.0
	Dynamic	—	10.5	9.8	9.2	8.6	7.7	6.1	3.1			
.187	Manual	—	33.4	31.4	29.4	27.6	24.8	19.8	10.0		3.0	3.3
	Dynamic	—	16.7	15.7	14.7	13.8	12.4	9.9	5.0			
.250	Manual	93.0	89.0	83.0	76.0	70.0	62.0	45.0	—	10	10.0	13.0
	Dynamic	47.0	45.0	41.0	38.0	35.0	31.0	23.0	—			

End Fitting Fig. 1, Fig. 2 & Fig. 4 are available on special order.

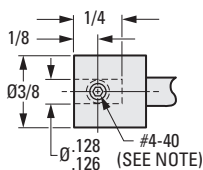
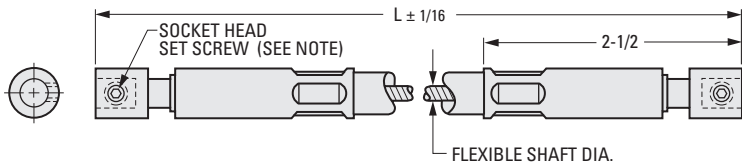


Fig. 1

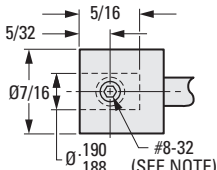


Fig. 2

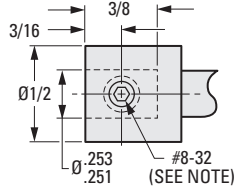


Fig. 3 (Standard)

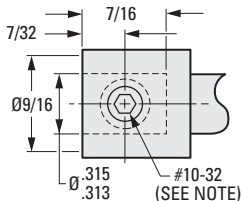


Fig. 4

INCH COMPONENT			
Catalog Number	Flexible Shaft Diameter	L Length in.	Standard End Fitting Fig.
A 7Z11-24433	.130	24	3
A 7Z11-24533	.150		
A 7Z11-36533	.187	36	
A 7Z11-30633	.187	30	
A 7Z11-24833	.250	24	
A 7Z11-36833	.250	36	
A 7Z11-48833	.250	48	

NOTES: Fig. 1 style end fitting for .187 diameter flexible shaft has two set screws. End fittings for .250 diameter flexible shaft have two set screws.

- I
- R
- T
- 1
- 2
- 3
- 4
- 5
- 6
- 7
- 8
- 9
- 10
- 11
- 12
- 13
- 14
- 15
- 16