

PANEL MOUNTING  
WITHOUT CASING

PHONE: 516.328.3300 • FAX: 516.326.8827 • WWW.SDP-SI.COM

► MATERIAL:

Flexible Cable - Steel  
End Fittings - Plated Steel



► PERFORMANCE DATA:

Shaft Dia.	Mode of Operation	Operating Torque Capacity, Winding and Unwinding Directions, (lbf in.) Input									Max. Torsional Deflection at Load Indicated (Degrees per Foot of Shaft)			
		Radius of Curvature									lbf in.	Winding	Unwinding	
		25"	15"	12"	10"	8"	6"	4"	2.5"	2"				1.5"
.130A	Manual	—	—	—	—	—	—	2.0	1.5	1.12	.47	1	40.0	50.0
.130		—	—	7.6	7.1	6.6	5.6	3.6	—	—	—		13.0	13.0
.150		20.9	19.5	18.4	17.2	15.3	12.1	6.2	—	—	—		6.0	6.0
.188		33.4	31.4	29.4	27.6	24.8	19.8	10.0	—	—	—		3.0	3.3

NOTE: .130A diameter shaft has a greater degree of flexibility.

SPECIAL ORDERS for Many Combinations of Fittings and Lengths Accepted.

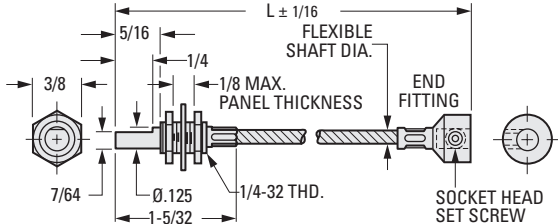
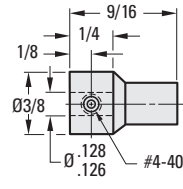


Fig. 1



End Fitting No. 1

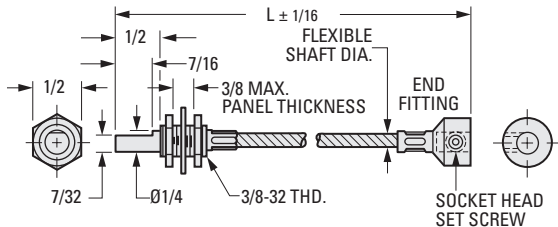
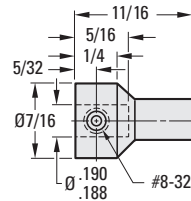


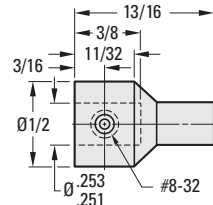
Fig. 2



End Fitting No. 2

**INCH COMPONENT**

Catalog Number	Flexible Shaft Diameter	L Length in.	End Fitting Number
<b>Fig. 1</b>			
A 7C13-03411A	.130A	3	1
A 7C13-04422A		4	2
<b>Fig. 2</b>			
A 7C13-03411	.130	3	1
A 7C13-04422		4	2
A 7C13-05522	.150	5	2
A 7C13-08533		8	3
A 7C13-09622	.187	9	2
A 7C13-08633		8	3
A 7C13-14633		14	3



End Fitting No. 3

- I
- R
- T
- 1
- 2
- 3
- 4
- 5
- 6
- 7
- 8
- 9
- 10
- 11
- 12
- 13
- 14
- 15
- 16