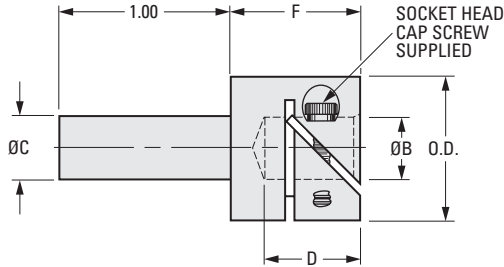




**MATERIAL:**  
303 Stainless Steel

PHONE: 516.328.3300 • FAX: 516.326.8827 • WWW.SDP-SI.COM

Fairloc® hubs require controlled shaft tolerances. Suggested clearance fit between the bore and shaft is .0001/.0008.



**INCH COMPONENT**

Catalog Number	Shaft Size		O.D.	B Bore +.0005 -.0000	C Dia. +.0000 -.0002	D	F	Screw Size	Cap Screw Clear. Radius
	Female	Male							
S52FCY-120125	.120	1/8	.437	.1200	.1247	.375	1/2	#2-56	.273
S52FCY-120187	.120	3/16	.437	.1200	.1872	.375	1/2	#2-56	.273
S52FCY-125125	1/8	1/8	.437	.1248	.1247	.375	1/2	#2-56	.273
S52FCY-125187	1/8	3/16	.437	.1248	.1872	.375	1/2	#2-56	.273
S52FCY-125250	1/8	1/4	.437	.1248	.2497	.325	1/2	#2-56	.273
S52FCY-187125	3/16	1/8	.437	.1873	.1247	.375	1/2	#2-56	.273
S52FCY-187187	3/16	3/16	.437	.1873	.1872	.375	1/2	#2-56	.273
S52FCY-187250	3/16	1/4	.437	.1873	.2497	.325	1/2	#2-56	.273
S52FCY-241187	.2405	3/16	.530	.2405	.1872	.375	1/2	#2-56	.315
S52FCY-241250	.2405	1/4	.530	.2405	.2497	.375	1/2	#2-56	.315
S52FCY-241375	.2405	3/8	.530	.2405	.3747	.375	1/2	#2-56	.315
S52FCY-250125	1/4	1/8	.530	.2498	.1247	.375	1/2	#2-56	.315
S52FCY-250187	1/4	3/16	.530	.2498	.1872	.375	1/2	#2-56	.315
S52FCY-250250	1/4	1/4	.530	.2498	.2497	.375	1/2	#2-56	.315
S52FCY-250375	1/4	3/8	.530	.2498	.3747	.375	1/2	#2-56	.315
S52FCY-375250	3/8	1/4	.870	.3748	.2497	.563	3/4	#6-32	.495
S52FCY-375375	3/8	3/8	.870	.3748	.3747	.563	3/4	#6-32	.495
S52FCY-375500	3/8	1/2	.870	.3748	.4997	.563	3/4	#6-32	.495
S52FCY-500375	1/2	3/8	1.000	.4998	.3747	.750	1	#6-32	.552
S52FCY-500500	1/2	1/2	1.000	.4998	.4997	.750	1	#6-32	.552