

MOLDED
MINIATURE
SINGLE STRAND
NONCONDUCTIVE
NONMAGNETIC
SELF-LUBRICATING

> MATERIAL:

Roller Chain - Nylatron GS
Sprocket - Nylatron GS

> SPECIFICATIONS:

For larger pitch plastic roller chain and sprockets, see pages 2-224, 2-230 and 2-232. Also available in acetal, different bores, hub features and hubless, on special order.

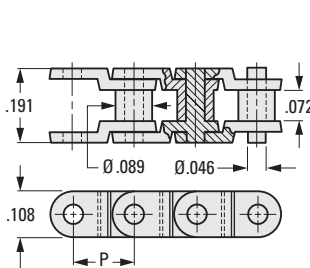



Fig. 1

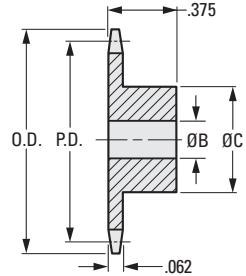


Fig. 2

| INCH COMPONENT | | | |
|--|---------|----------------|---------------------|
| Catalog Number | P Pitch | Links Per Foot | Weight Per Foot oz. |
| Fig. 1 Roller Chain - Priced Per Foot | | | |
| A 6M 7-MT | .1475 | 81.31 | .093 |

| Catalog Number | Length | Catalog Number | Length | Catalog Number | Length |
|---|--------|----------------|--------|----------------|---------|
| Fig. 1 Roller Chain - Available in Fixed Lengths | | | | | |
| A 6M 7-MT-001 | 1 ft. | A 6M 7-MT-006 | 6 ft. | A 6M 7-MT-020 | 20 ft. |
| A 6M 7-MT-002 | 2 ft. | A 6M 7-MT-007 | 7 ft. | A 6M 7-MT-050 | 50 ft. |
| A 6M 7-MT-003 | 3 ft. | A 6M 7-MT-008 | 8 ft. | A 6M 7-MT-100 | 100 ft. |
| A 6M 7-MT-004 | 4 ft. | A 6M 7-MT-009 | 9 ft. | | |
| A 6M 7-MT-005 | 5 ft. | A 6M 7-MT-010 | 10 ft. | | |

| Catalog Number | No. of Teeth | P.D. | O.D. | B Bore | C Dia. |
|-------------------------|--------------|-------|-------|--------|--------|
| Fig. 2 Sprockets | | | | | |
| A 6M 7-1407 | 7 | .340 | .392 | .093 | 3/16 |
| A 6M 7-1408 | 8 | .385 | .437 | | 7/32 |
| A 6M 7-1409 | 9 | .431 | .483 | .125 | |
| A 6M 7-1410 | 10 | .477 | .529 | | 1/4 |
| A 6M 7-1412 | 12 | .570 | .622 | | |
| A 6M 7-1413 | 13 | .616 | .668 | | 3/8 |
| A 6M 7-1414 | 14 | .663 | .715 | .1875 | |
| A 6M 7-1415 | 15 | .709 | .761 | | 1/2 |
| A 6M 7-1416 | 16 | .756 | .808 | | |
| A 6M 7-1417 | 17 | .803 | .855 | | |
| A 6M 7-1418 | 18 | .849 | .901 | | |
| A 6M 7-1419 | 19 | .896 | .948 | | |
| A 6M 7-1420 | 20 | .943 | .995 | | |
| A 6M 7-1421 | 21 | .990 | 1.042 | | |
| A 6M 7-1422 | 22 | 1.036 | 1.088 | .250 | 5/8 |
| A 6M 7-1423 | 23 | 1.083 | 1.135 | | |
| A 6M 7-1424 | 24 | 1.130 | 1.182 | | |

| Catalog Number | No. of Teeth | P.D. | O.D. | B Bore | C Dia. |
|-------------------------|--------------|-------|-------|--------|--------|
| Fig. 2 Sprockets | | | | | |
| A 6M 7-1425 | 25 | 1.177 | 1.228 | | |
| A 6M 7-1426 | 26 | 1.224 | 1.276 | | |
| A 6M 7-1427 | 27 | 1.270 | 1.322 | | |
| A 6M 7-1428 | 28 | 1.317 | 1.369 | | |
| A 6M 7-1429 | 29 | 1.364 | 1.416 | | |
| A 6M 7-1430 | 30 | 1.411 | 1.463 | .250 | 5/8 |
| A 6M 7-1431 | 31 | 1.458 | 1.510 | | |
| A 6M 7-1432 | 32 | 1.505 | 1.557 | | |
| A 6M 7-1433 | 33 | 1.552 | 1.604 | | |
| A 6M 7-1434 | 34 | 1.598 | 1.650 | | |
| A 6M 7-1435 | 35 | 1.645 | 1.697 | | |
| A 6M 7-1436 | 36 | 1.692 | 1.744 | | |
| A 6M 7-1438 | 38 | 1.786 | 1.838 | | |
| A 6M 7-1440 | 40 | 1.880 | 1.932 | | |
| A 6M 7-1442 | 42 | 1.974 | 2.026 | | |
| A 6M 7-1444 | 44 | 2.068 | 2.120 | | |
| A 6M 7-1452 | 52 | 2.443 | 2.495 | | |

I
R
T
1
2
3
4
5
6
7
8
9
10
11
12
13
14
15
16