

MOLDED  
NONMAGNETIC  
SELF-LUBRICATING  
NONCONDUCTIVE

PHONE: 516.328.3300 • FAX: 516.326.8827 • WWW.SDP-SI.COM

➤ **MATERIAL:**

Acetal Resin, Black

➤ **SPECIFICATION:**

Nominal bore B is for press fit on given size shaft.

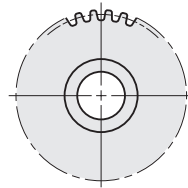


Fig. 1

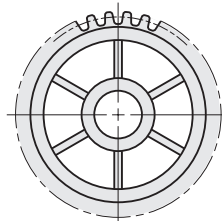
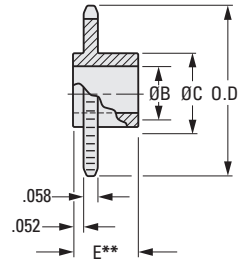
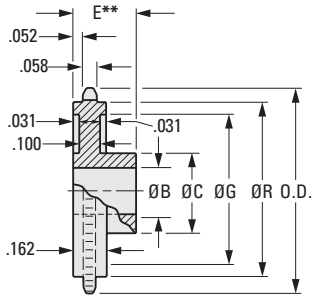


Fig. 2



**INCH COMPONENT  
CATALOG NUMBER**

A 6 M 7 - 12

Suffix Code  
(from table)

No. of Teeth	Suffix Code				Fig. No.	Spokes	P.D.*	D* Dia.	Root *	Nominal Dimensions		
	Nominal Bore B									C Dia.	R Dia.	G Dia.
	1/8	3/16	1/4	3/8								
8	0804	—	—	—	1	—	.318	.371	.258	.236	—	—
9	0904	—	—	—	1	—	.356	.409	.296	B + 1/8	—	—
10	1004	1006	—	—	1	—	.394	.456	.334	B + 1/8	—	—
12	1204	1206	1208	—	1	—	.471	.535	.411	B + 1/8	—	—
15	1504	1506	1508	—	1	—	.586	.650	.526	B + 1/8	—	—
16	1604	1606	1608	—	1	—	.625	.690	.565	B + 1/8	—	—
18	1804	1806	1808	—	1	—	.702	.769	.642	B + 1/8	—	—
20	2004	2006	2008	2012	1	—	.780	.848	.720	B + 1/8	—	—
24	—	2406	2408	2412	2	6	.934	1.005	.874	B + 1/8	.846	.746
30	—	3006	3008	3012	2	6	1.167	1.239	1.107	B + 1/8	1.079	.979
32	—	3206	3208	3212	2	6	1.246	1.318	1.186	B + 1/8	1.158	1.058
36	—	—	3608	3612	2	8	1.400	1.470	1.340	B + 1/8	1.312	1.212
40	—	—	4008	4012	2	8	1.554	1.628	1.494	B + 1/8	1.466	1.366
48	—	—	4808	4812	2	8	1.865	1.939	1.805	B + 1/8	1.777	1.677

\* Tolerance is +.00/-.01 at 75°F.

\*\* E = .312 for 1/8, 3/16 & 1/4 Bore  
.375 for 3/8 Bore