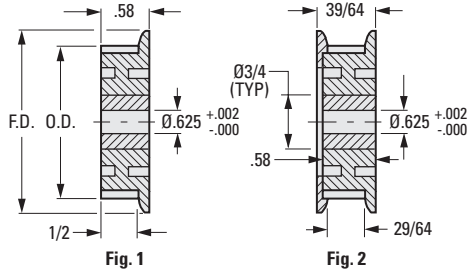



FOR 3/8" BELTS  
 MOLDED WITH METAL INSERT  
 SINGLE OR DOUBLE FLANGE

PHONE: 516.328.3300 • FAX: 516.326.8827 • WWW.SDP-SI.COM

> MATERIAL:

**Pulley** - Nylon - Black, Fiberglass Reinforced  
**Insert** - Steel, Overmolded



**INCH COMPONENT**

Catalog Number		No. of Grooves	P.D.	O.D.	F.D.
Single Flange Fig. 1	Double Flange Fig. 2				
A 6T 3-H18SF3720	A 6T 3-H18DF3720	18	1.146	1.126	1.38
A 6T 3-H19SF3720	A 6T 3-H19DF3720	19	1.210	1.190	1.43
A 6T 3-H20SF3720	A 6T 3-H20DF3720	20	1.273	1.253	1.50
A 6T 3-H21SF3720	A 6T 3-H21DF3720	21	1.337	1.317	1.57
A 6T 3-H22SF3720	A 6T 3-H22DF3720	22	1.401	1.381	1.63
A 6T 3-H24SF3720	A 6T 3-H24DF3720	24	1.528	1.508	1.76
A 6T 3-H25SF3720	A 6T 3-H25DF3720	25	1.592	1.572	1.80
A 6T 3-H26SF3720	A 6T 3-H26DF3720	26	1.655	1.635	1.87
A 6T 3-H27SF3720	A 6T 3-H27DF3720	27	1.719	1.699	1.93
A 6T 3-H28SF3720	A 6T 3-H28DF3720	28	1.783	1.763	2.01
A 6T 3-H29SF3720	A 6T 3-H29DF3720	29	1.846	1.826	2.07
A 6T 3-H30SF3720	A 6T 3-H30DF3720	30	1.910	1.890	2.14
A 6T 3-H32SF3720	A 6T 3-H32DF3720	32	2.037	2.017	2.27
A 6T 3-H36SF3720	A 6T 3-H36DF3720	36	2.292	2.272	2.52
A 6T 3-H40SF3720	A 6T 3-H40DF3720	40	2.546	2.526	2.78
A 6T 3-H42SF3720	A 6T 3-H42DF3720	42	2.674	2.654	2.90
A 6T 3-H48SF3720	A 6T 3-H48DF3720	48	3.056	3.036	3.29
A 6T 3-H60SF3720	A 6T 3-H60DF3720	60	3.820	3.800	4.05

**APPLICABLE SHAFTLOC® SLEEVE**

(For Shaftloc® Introduction and use, see page 2-26)

> MATERIAL:

416 Stainless Steel

> SPECIFICATION:

A 3/4 O.D. x 5/8 I.D. x .05 thick washer,  
 Catalog Number **A 7X 8-C20050** is supplied.

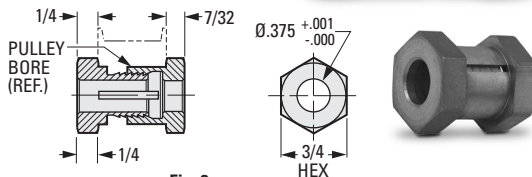


Fig. 2  
 (13 to 32 Grooves)

**INCH COMPONENT**

Catalog Number	Pulley Bore (Ref.)	Max. Torque Capacity* lbf in.
A 7Z37-030553	.625	250

\* Based on mating components being degreased before assembly with Shaftloc® coupling.