

**FOR 3/8" BELTS**  
 MOLDED WITH INSERT  
 DOUBLE FLANGE

PHONE: 516.328.3300 • FAX: 516.326.8827 • WWW.SDP-SI.COM



**MATERIAL:**

**Pulley** - Polycarbonate, Fiberglass Reinforced  
**Insert** - Aluminum, Knurled

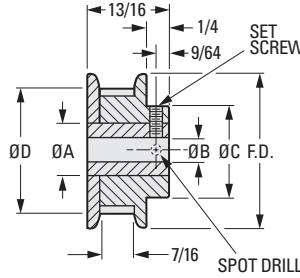


Fig. 1

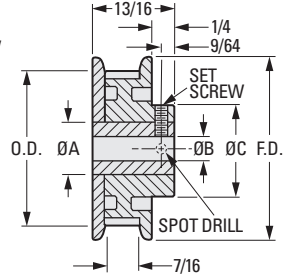


Fig. 2

**INCH COMPONENT**

Catalog Number	No. of Grooves	P.D.	O.D.	F.D.	B Bore +001 -000	A Dia.	C Hub Dia.	Set Screw
<b>Fig. 1</b>								
A 6Z 3-10DF03706	10	.637	.617	.87	.1875	3/8	11/16	#6-32
A 6Z 3-10DF03708	10	.637	.617	.87	.250	3/8	11/16	#6-32
A 6Z 3-11DF03706	11	.700	.680	.93	.1875	3/8	11/16	#6-32
A 6Z 3-11DF03708	11	.700	.680	.93	.250	3/8	11/16	#6-32
A 6Z 3-12DF03706	12	.764	.744	.99	.1875	3/8	11/16	#6-32
A 6Z 3-12DF03708	12	.764	.744	.99	.250	3/8	11/16	#6-32
A 6Z 3-13DF03706	13	.828	.808	1.06	.1875	3/8	11/16	#6-32
A 6Z 3-13DF03708	13	.828	.808	1.06	.250	3/8	11/16	#6-32
A 6Z 3-14DF03708	14	.891	.871	1.12	.250	1/2	3/4	#8-32
A 6Z 3-14DF03710	14	.891	.871	1.12	.3125	1/2	3/4	#8-32
A 6Z 3-14DF03712	14	.891	.871	1.12	.375	1/2	3/4	#8-32
A 6Z 3-15DF03708	15	.955	.935	1.19	.250	1/2	3/4	#8-32
A 6Z 3-15DF03710	15	.955	.935	1.19	.3125	1/2	3/4	#8-32
A 6Z 3-15DF03712	15	.955	.935	1.19	.375	1/2	3/4	#8-32
A 6Z 3-16DF03708	16	1.019	.999	1.24	.250	1/2	3/4	#8-32
A 6Z 3-16DF03710	16	1.019	.999	1.24	.3125	1/2	3/4	#8-32
A 6Z 3-16DF03712	16	1.019	.999	1.24	.375	1/2	3/4	#8-32
A 6Z 3-17DF03708	17	1.082	1.063	1.31	.250	1/2	3/4	#8-32
A 6Z 3-17DF03710	17	1.082	1.063	1.31	.3125	1/2	3/4	#8-32
A 6Z 3-17DF03712	17	1.082	1.063	1.31	.375	1/2	3/4	#8-32
A 6Z 3-18DF03708	18	1.146	1.126	1.38	.250	1/2	3/4	#8-32
A 6Z 3-18DF03710	18	1.146	1.126	1.38	.3125	1/2	3/4	#8-32
A 6Z 3-18DF03712	18	1.146	1.126	1.38	.375	1/2	3/4	#8-32
<b>Fig. 2</b>								
A 6Z 3-19DF03708	19	1.210	1.190	1.44	.250	1/2	3/4	#8-32
A 6Z 3-19DF03710	19	1.210	1.190	1.44	.3125	1/2	3/4	#8-32
A 6Z 3-19DF03712	19	1.210	1.190	1.44	.375	1/2	3/4	#8-32
A 6Z 3-20DF03708	20	1.273	1.253	1.51	.250	1/2	7/8	#8-32
A 6Z 3-20DF03710	20	1.273	1.253	1.51	.3125	1/2	7/8	#8-32
A 6Z 3-20DF03712	20	1.273	1.253	1.51	.375	1/2	7/8	#8-32

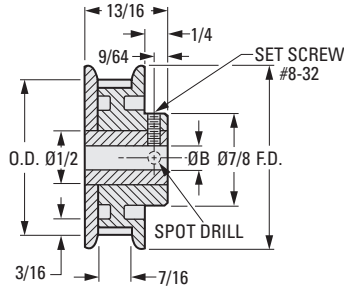
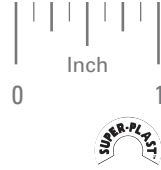
Continued on the next page

**FOR 3/8" BELTS**  
**MOLDED WITH INSERT**  
**DOUBLE FLANGE**

PHONE: 516.328.3300 • FAX: 516.326.8827 • WWW.SDP-SI.COM

**> MATERIAL:**

**Pulley** - Polycarbonate, Fiberglass Reinforced  
**Insert** - Aluminum, Knurled



**INCH COMPONENT**

Catalog Number	No. of Grooves	P.D.	O.D.	F.D.	B Bore +.001 -.000
A 6Z 3-21DF03708	21	1.337	1.317	1.57	.250
A 6Z 3-21DF03710	21	1.337	1.317	1.57	.3125
A 6Z 3-21DF03712	21	1.337	1.317	1.57	.375
A 6Z 3-22DF03708	22	1.401	1.381	1.63	.250
A 6Z 3-22DF03710	22	1.401	1.381	1.63	.3125
A 6Z 3-22DF03712	22	1.401	1.381	1.63	.375
A 6Z 3-23DF03708	23	1.464	1.445	1.69	.250
A 6Z 3-23DF03710	23	1.464	1.445	1.69	.3125
A 6Z 3-23DF03712	23	1.464	1.445	1.69	.375
A 6Z 3-24DF03708	24	1.528	1.508	1.76	.250
A 6Z 3-24DF03710	24	1.528	1.508	1.76	.3125
A 6Z 3-24DF03712	24	1.528	1.508	1.76	.375
A 6Z 3-25DF03708	25	1.592	1.572	1.82	.250
A 6Z 3-25DF03710	25	1.592	1.572	1.82	.3125
A 6Z 3-25DF03712	25	1.592	1.572	1.82	.375
A 6Z 3-26DF03708	26	1.655	1.636	1.89	.250
A 6Z 3-26DF03710	26	1.655	1.636	1.89	.3125
A 6Z 3-26DF03712	26	1.655	1.636	1.89	.375
A 6Z 3-27DF03708	27	1.719	1.700	1.95	.250
A 6Z 3-27DF03710	27	1.719	1.700	1.95	.3125
A 6Z 3-27DF03712	27	1.719	1.700	1.95	.375
A 6Z 3-28DF03708	28	1.783	1.763	2.02	.250
A 6Z 3-28DF03710	28	1.783	1.763	2.02	.3125
A 6Z 3-28DF03712	28	1.783	1.763	2.02	.375
A 6Z 3-29DF03708	29	1.846	1.827	2.08	.250
A 6Z 3-29DF03710	29	1.846	1.827	2.08	.3125
A 6Z 3-29DF03712	29	1.846	1.827	2.08	.375
A 6Z 3-30DF03708	30	1.910	1.890	2.14	.250
A 6Z 3-30DF03710	30	1.910	1.890	2.14	.3125
A 6Z 3-30DF03712	30	1.910	1.890	2.14	.375

Continued from the previous page  
 and continued on the next page

# XL TIMING BELT PULLEYS • 1/5" PITCH



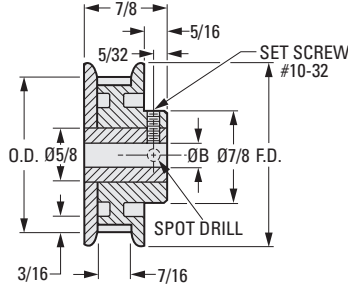
**FOR 3/8" BELTS**  
 MOLDED WITH INSERT  
 DOUBLE FLANGE

PHONE: 516.328.3300 • FAX: 516.326.8827 • WWW.SDP-SI.COM



**MATERIAL:**

**Pulley** - Polycarbonate, Fiberglass Reinforced  
**Insert** - Aluminum, Knurled



**INCH COMPONENT**

Catalog Number	No. of Grooves	P.D.	O.D.	F.D.	B Bore +.001 -.000
A 6Z 3-31DF03710	31	1.973	1.954	2.20	.3125
A 6Z 3-31DF03712	31	1.973	1.954	2.20	.375
A 6Z 3-31DF03716	31	1.973	1.954	2.20	.500
A 6Z 3-32DF03710	32	2.037	2.017	2.27	.3125
A 6Z 3-32DF03712	32	2.037	2.017	2.27	.375
A 6Z 3-32DF03716	32	2.037	2.017	2.27	.500
A 6Z 3-34DF03710	34	2.165	2.145	2.40	.3125
A 6Z 3-34DF03712	34	2.165	2.145	2.40	.375
A 6Z 3-34DF03716	34	2.165	2.145	2.40	.500
A 6Z 3-35DF03710	35	2.228	2.209	2.46	.3125
A 6Z 3-35DF03712	35	2.228	2.209	2.46	.375
A 6Z 3-35DF03716	35	2.228	2.209	2.46	.500
A 6Z 3-36DF03710	36	2.292	2.272	2.53	.3125
A 6Z 3-36DF03712	36	2.292	2.272	2.53	.375
A 6Z 3-36DF03716	36	2.292	2.272	2.53	.500
A 6Z 3-37DF03710	37	2.355	2.336	2.59	.3125
A 6Z 3-37DF03712	37	2.355	2.336	2.59	.375
A 6Z 3-37DF03716	37	2.355	2.336	2.59	.500
A 6Z 3-39DF03710	39	2.482	2.462	2.71	.3125
A 6Z 3-39DF03712	39	2.482	2.462	2.71	.375
A 6Z 3-39DF03716	39	2.482	2.462	2.71	.500
A 6Z 3-40DF03710	40	2.546	2.526	2.78	.3125
A 6Z 3-40DF03712	40	2.546	2.526	2.78	.375
A 6Z 3-40DF03716	40	2.546	2.526	2.78	.500
A 6Z 3-42DF03710	42	2.674	2.654	2.92	.3125
A 6Z 3-42DF03712	42	2.674	2.654	2.92	.375
A 6Z 3-42DF03716	42	2.674	2.654	2.92	.500
A 6Z 3-44DF03710	44	2.801	2.781	3.04	.3125
A 6Z 3-44DF03712	44	2.801	2.781	3.04	.375
A 6Z 3-44DF03716	44	2.801	2.781	3.04	.500
A 6Z 3-48DF03710	48	3.056	3.036	3.29	.3125
A 6Z 3-48DF03712	48	3.056	3.036	3.29	.375
A 6Z 3-48DF03716	48	3.056	3.036	3.29	.500

Continued from the previous page