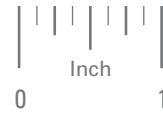


RIGHT-HAND
SINGLE THREAD
14-1/2° PRESSURE ANGLE

PHONE: 516.328.3300 • FAX: 516.326.8827 • WWW.SDP-SI.COM



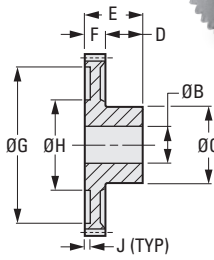
> MATERIAL:

- Worm Gears** - 48 & 32 Pitch - Acetal
24 Pitch - Mineral Filled Nylon, Black
- Worms** - Nylon

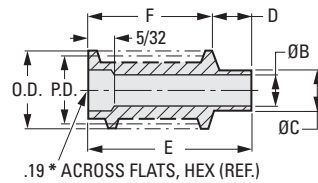
> SPECIFICATIONS:

These are in effect helical gears, with a helix angle compatible with their mating worms. When in mesh, the two operate as a pair at right angles. These gears will also mesh with standard-stock steel or brass worms.

* Tooling feature only, size may vary.



Worm Gear



Worm

> WORM GEARS

INCH COMPONENT

Catalog Number	No. of Teeth	P.D.	O.D.	B Bore +.001 -0.002	F Face Width	E Length	C Hub Dia.	D Hub Proj.	G Dia.	H Dia.	J	
48 Pitch												
A 1M 6-N48020	20	.417	.458	.187	3/16	3/8	11/32	3/16	—	—	—	
A 1M 6-N48030	30	.625	.667			7/16	1/4					
A 1M 6-N48040	40	.833	.875			7/16	1/2					
A 1M 6-N48050	50	1.042	1.084			1/2	1/4					
32 Pitch												
* A 1M 6-N32020	20	.625	.687	.187	3/16	7/16	1/2	1/4	—	—	—	
A 1M 6-N32030	30	.938	1.000				1/2	5/8				
A 1M 6-N32040	40	1.250	1.312			5/8	5/16	31/32				1/32
A 1M 6-N32050	50	1.562	1.625			1-19/64	5/8	3/64				3/64
24 Pitch												
* A 1M 6-N24020	20	.833	.917	.187	1/4	9/16	5/8	5/16	—	—	—	
A 1M 6-N24030	30	1.250	1.333					15/16	15/32			
* A 1M 6-N24040	40	1.667	1.750				1-23/64	3/4	1/16			
A 1M 6-N24050	50	2.083	2.167				1-25/32	3/4	1/16			

> WORMS

Catalog Number	Pitch	P.D.	O.D.	B Bore +.001 -0.002	F Face Width	E Length	C Hub Dia.	D Hub Proj.
A 1M 5-N48	48	.333	.375	.187	33/64	45/64	.26	3/16
A 1M 5-N32	32	.438	.500		53/64	.32		
A 1M 5-N24	24	.500	.583		41/64	57/64	.37	

* To be discontinued when present stock is depleted.

- I
- R
- T
- 1
- 2
- 3
- 4
- 5
- 6
- 7
- 8
- 9
- 10
- 11
- 12
- 13
- 14
- 15
- 16