
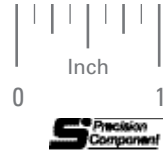


AGMA 10  
1/8 BORE  
PRECISION MATCHED SETS  
20° PRESSURE ANGLE

PHONE: 516.328.3300 • FAX: 516.326.8827 • WWW.SDP-SI.COM

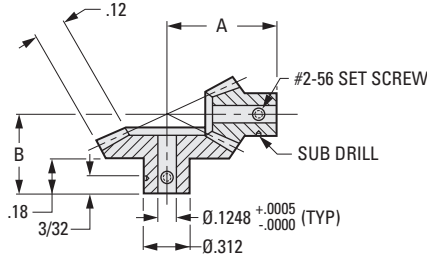


**> MATERIAL:**

303 Stainless Steel  
2024-T4 or -T351 Aluminum Alloy,  
anodized before cutting.

Available on special order:  
Different bore size and/or material,  
passivation for Stainless Steel.

Sold as Set



**INCH COMPONENT**

Catalog Number	Ratio	No. of Teeth	P.D.	A	B	Material
S1343Z-72S24A024	1:1	24	.333	.437	.437	Stainless Steel Aluminum
S1343Z-72S24S024	1:1	24	.333	.437	.437	Stainless Steel
S1343Z-72A24A024	1:1	24	.333	.437	.437	Aluminum
S1343Z-72S36A036	1:1	36	.500	.531	.531	Stainless Steel Aluminum
S1343Z-72S36S036	1:1	36	.500	.531	.531	Stainless Steel
S1343Z-72A36A036	1:1	36	.500	.531	.531	Aluminum
S1343Z-72S36A054	1:1-1/2	36 54	.500 .750	.640	.531	Stainless Steel Aluminum
S1343Z-72S36S054	1:1-1/2	36 54	.500 .750	.640	.531	Stainless Steel
S1343Z-72A36A054	1:1-1/2	36 54	.500 .750	.640	.531	Aluminum
S1343Z-72S36A072	1:2	36 72	.500 1.000	.750	.531	Stainless Steel Aluminum
S1343Z-72S36S072	1:2	36 72	.500 1.000	.750	.531	Stainless Steel
S1343Z-72A36A072	1:2	36 72	.500 1.000	.750	.531	Aluminum
S1343Z-72S36A108	1:3	36 108	.500 1.500	1.000	.531	Stainless Steel Aluminum
S1343Z-72S36S108	1:3	36 108	.500 1.500	1.000	.531	Stainless Steel
S1343Z-72A36A108	1:3	36 108	.500 1.500	1.000	.531	Aluminum
S1343Z-72S36A144	1:4	36 144	.500 2.000	1.250	.531	Stainless Steel Aluminum
S1343Z-72S36S144	1:4	36 144	.500 2.000	1.250	.531	Stainless Steel
S1343Z-72A36A144	1:4	36 144	.500 2.000	1.250	.531	Aluminum

1-17  
D820

REVISED:  
6/5/23

