

ADJUSTABLE OR STATIONARY

PHONE: 516.328.3300 • FAX: 516.326.8827 • WWW.SDP-SI.COM

> MATERIAL:

Steel, Nickel Plated or
303 Stainless Steel

For Use With Steel Guide Wheels.

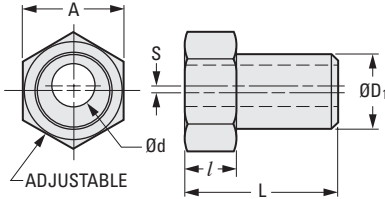



Fig. 1

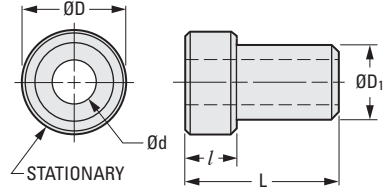


Fig. 2

The projections shown are per ISO convention.

METRIC COMPONENT

Catalog Number		Size	L Ref.	l ± 0.03	D ₁ Dia. 0 -0.03	A or D	d		S
Steel	Stainless Steel						Dia. +0.05 0	Bolt Size	
Fig. 1 Adjustable Bushings									
A 7C16M1A	A 7X16M1A	1	13.8	6.22	4.76	12	4.01	M4	0.18
A 7C16M2A	A 7X16M2A	2	17.9	6.65	9.52	14	6.1	M6	0.61
A 7C16M3A	A 7X16M3A	3	25.1	9.47	11.99	19	8.1	M8	1.07
A 7C16M4A	A 7X16M4A	4	29.9	11.1	15	22	10.11	M10	1.52
Fig. 2 Stationary Bushings									
A 7C16M1F	A 7X16M1F	1	13.8	6.22	4.76	11.2	4.01	M4	—
A 7C16M2F	A 7X16M2F	2	17.9	6.65	9.52	14.2	6.1	M6	—
A 7C16M3F	A 7X16M3F	3	25.1	9.47	11.99	19.1	8.1	M8	—
A 7C16M4F	A 7X16M4F	4	29.9	11.1	15	22.4	10.11	M10	—

NOTE: M1A and M1F bushings have a small shoulder to support the inner race of the guide wheel's bearing.

I
R
T
1
2
3
4
5
6
7
8
9
10
11
12
13
14
15
A