

WITHOUT CASING  
PANEL MOUNTING

PHONE: 516.328.3300 • FAX: 516.326.8827 • WWW.SDP-SI.COM

**> MATERIAL:**

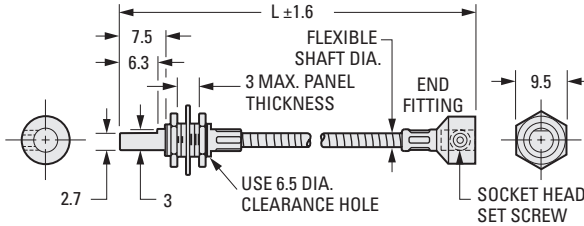
- Flexible Cable - Steel
- End Fittings - Plated Steel



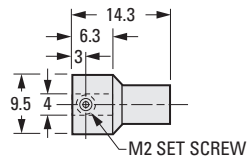
**> PERFORMANCE DATA:**

Shaft Dia.	Mode of Operation	Operating Torque Capacity, Winding and Unwinding Directions (N • m) Input										Maximum Torsional Deflection at Load Indicated (Degrees per 30 cm of Shaft)		
		Radius of Curvature										N • m	Winding	Unwinding
		500	375	300	250	200	150	100	62	50	38			
3.3A	Manual	—	—	—	—	—	—	0.22	0.17	0.13	0.06	0.113	40	50
3.3		—	—	0.86	0.8	0.75	0.63	0.41	—	—	—		13	13
3.8		2.36	2.2	2.08	1.94	1.72	1.36	0.7	—	—	—		6	6
4.8		3.78	3.55	3.32	3.12	2.8	2.24	1.13	—	—	—		3	3.3

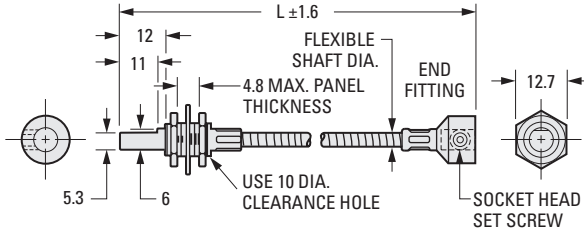
SPECIAL ORDERS for Many Combinations of Fittings and Lengths Accepted.



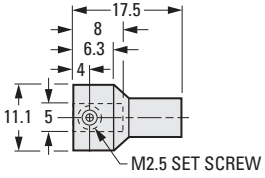
**Fig. 1**



**End Fitting No. 1**



**Fig. 2**



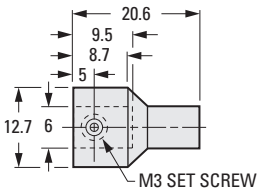
**End Fitting No. 2**

The projections shown are per ISO convention.

**METRIC COMPONENT**

Catalog Number	Flexible Shaft Diameter	L Length mm	End Fitting Number
<b>Fig. 1</b>			
A 7C13M3307611A	3.3A	76	1
A 7C13M3310222A		102	2
<b>Fig. 2</b>			
A 7C13M3307611	3.3	76	1
A 7C13M3310222		102	2
A 7C13M3812722	3.8	127	2
A 7C13M3820333		203	3
A 7C13M4822822		228	2
A 7C13M4820333	4.8	203	3
A 7C13M4835533		355	3

**NOTE:** 3.3A diameter shaft has a greater degree of flexibility.



**End Fitting No. 3**

