

CLOSED SERIES  
SELF-ALIGNING  
LOW COST

PHONE: 516.328.3300 • FAX: 516.326.8827 • WWW.SDP-SI.COM



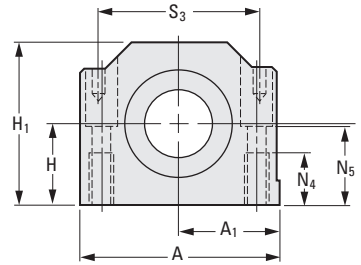
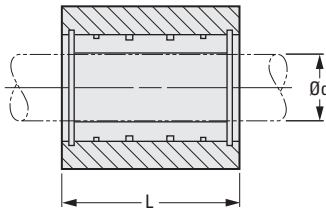
**> MATERIAL:**

**Body** - Anodized Aluminum  
**Bearing** - Frelon® Lined Aluminum

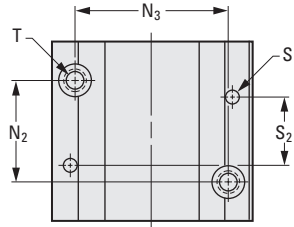
**> SPECIFICATIONS:**

Bore Tolerance for **PRECISION** (F8):  
8 & 10 mm +0.035/+0.013  
12 & 16 mm +0.043/+0.016  
20, 25 & 30 mm +0.053/+0.020

Bore Tolerance for **STANDARD**:  
8 & 10 mm +0.085/+0.063  
12 & 16 mm +0.093/+0.066  
20, 25 & 30 mm +0.129/+0.096



The projections shown are per ISO convention.



**CATALOG NUMBER DESIGNATION**

**S 6 1 P**  **C**  **M**   **F**

P Precision  
S Standard

**METRIC COMPONENT**

Catalog Number	d Nom. Bore Size	H ± 0.015	H <sub>1</sub> Height	A Width	A <sub>1</sub> ± 0.013	L Length	T	N <sub>2</sub> ± 0.15
S61P <input type="checkbox"/> CM08F032	08	15	28	35	17.5	32	M4	20
S61P <input type="checkbox"/> CM10F036	10	16	31.5	40	20	36	M5	20
S61P <input type="checkbox"/> CM12F039	12	18	35	43	21.5	39	M5	23
S61P <input type="checkbox"/> CM16F043	16	22	42	53	26.5	43	M6	26
S61P <input type="checkbox"/> CM20F054	20	25	50	60	30	54	M8	32
S61P <input type="checkbox"/> CM25F067	25	30	60	78	39	67	M10	40
S61P <input type="checkbox"/> CM30F079	30	35	71	87	43.5	79	M10	45

Catalog Number (Ref.)	N <sub>3</sub> ± 0.15	N <sub>4</sub>	N <sub>5</sub>	S	S <sub>2</sub>	S <sub>3</sub>	Max. Load Rating N	Ass'y Weight kg
S61P <input type="checkbox"/> CM08F032	25	9	14.5	—	—	—	1760	0.069
S61P <input type="checkbox"/> CM10F036	29	11	15	4	29	31	2985	0.095
S61P <input type="checkbox"/> CM12F039	32	11	16.5	4	32	34	3950	0.118
S61P <input type="checkbox"/> CM16F043	40	13	21	4	35	42	5930	0.2
S61P <input type="checkbox"/> CM20F054	45	18	24	5	45	50	9265	0.329
S61P <input type="checkbox"/> CM25F067	60	22	29	6	20	64	14935	0.655
S61P <input type="checkbox"/> CM30F079	68	22	34	6	30	72	21010	1.02