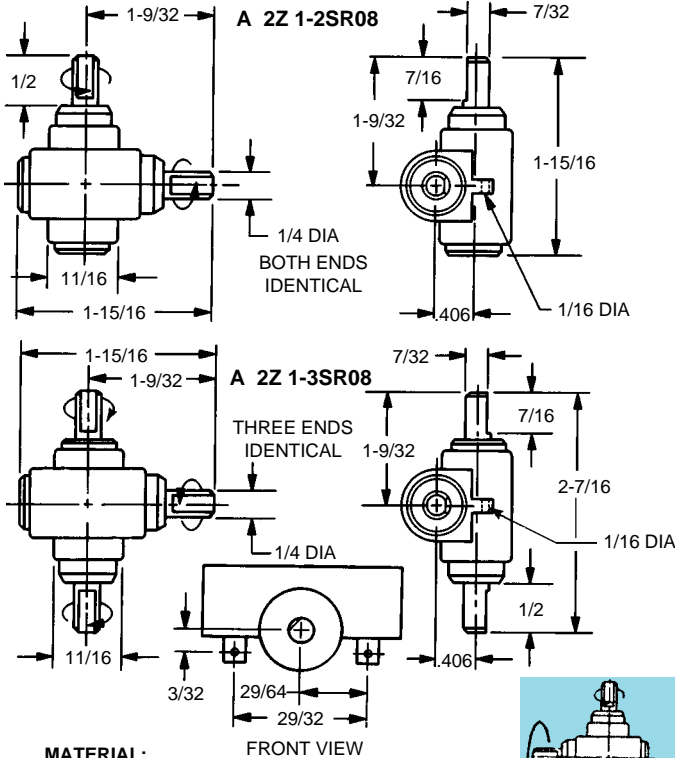




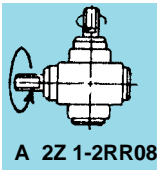
INCH

Right Angle and Dual Drives

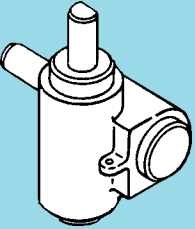
■ **LIGHT-DUTY**



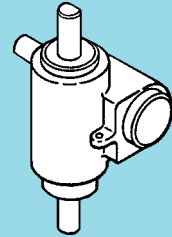
MATERIAL:
 Housing – Aluminum Alloy
 Gears – Steel
 Shafts – Steel
 Bearings – Oilite



A 2Z 1-2RR08



RIGHT ANGLE DRIVE



DUAL DRIVE

BACKLASH: 6° Nominal

Catalog Number	Shaft Extension	Shaft Dia.	Gear Ratio	Torque Capacity lb. in.			Approx. Weight oz.
				Ultimate Static	Manual	Dynamic	
RIGHT ANGLE DRIVES							
A 2Z 1-2SR08	Right	1/4	1:1	25	20	3	3-1/2
A 2Z 1-2RR08	Left						
DUAL DRIVE							
A 2Z 1-3SR08	Right	1/4	1:1	25	20	3	3-1/2

NOTE: Any shaft can be used as input.