
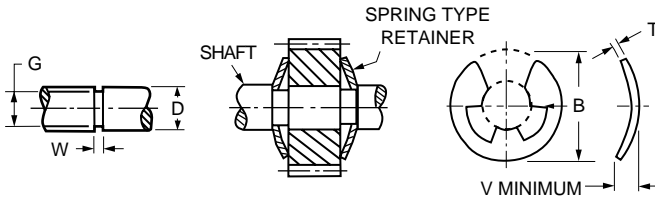


■ EXTERNAL BOWED

■ RADIAL ASSEMBLY

■ FOR END PLAY TAKE UP



MATERIAL: PH 15-7 Mo Stainless Steel

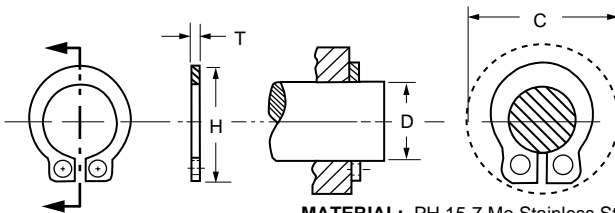
Catalog Number	D Shaft Diameter		B Ring O.D.	Groove Diameter		W +.003 -.000 Groove Width	T ±.002 Ring Thickness	V Min.	End Play Take-Up	Approx. Force Required to Flatten Rings lb.
	Frac.	Dec.		G	Tol.					
S73KW2-131-12	1/8	.125	.230	.095	+0.002	.022	*.010	.025	.005	8
S73KW2-131-18	3/16	.188	.335	.147	-0.001	.030	.015	.033	.007	12
S73KW2-131-25	1/4	.250	.527	.210	+0.003	.047	.025	.050	.010	35
S73KW2-131-31	5/16	.312	.500	.250						30
S73KW2-131-37	3/8	.375	.660	.303		.060	.035	.060	.010	55
S73KW2-131-43	7/16	.438	.687	.343						50
S73KW2-131-50	1/2	.500	.800	.396		.073	.042	.075	.014	90
S73KW2-131-62	5/8	.625	.940	.485						.077
S73KW2-131-75	3/4	.750	1.120	.580		.085	.050	.090	.016	110
S73KW2-131-87	7/8	.875	1.300	.675						120

\*Thickness tolerance: ±.001

■ EXTERNAL

■ FOR AXIAL ASSEMBLY

■ NO GROOVE REQUIRED



MATERIAL: PH 15-7 Mo Stainless Steel

Catalog Number	D Shaft Diameter		C Ring Clearance	H Ring Height	Thickness		Allowable Load lb.
	Fraction	Decimal From To			T	Tol.	
S73NW2-GR555-09	3/32	.092 .096	.26	.207	.025	±.002	8
S73NW2-GR555-12	1/8	.123 .127	.33	.268			10
S73NW2-GR555-15	5/32	.154 .158	.36	.307			12
S73NW2-GR555-18	3/16	.185 .189	.44	.364	.035		20
S73NW2-GR555-25	1/4	.248 .252	.49	.437			23
S73NW2-GR555-31	5/16	.310 .316	.68	.553	.042	±.003	25
S73NW2-GR555-37	3/8	.373 .379	.74	.620			30
S73NW2-GR555-43	7/16	.434 .440	.81	.701	.050		40
S73NW2-GR555-50	1/2	.497 .503	.90	.768			45
S73NW2-GR555-62	5/8	.622 .628	1.06	.948	.062	±.004	60
S73NW2-GR555-75	3/4	.745 .755	1.32	1.115			65