

FINGER-FLEX MOUNTINGS • TO 12 lbf



FOR LOADS OF 4 TO 12 lbf

PHONE: 516.328.3300 • FAX: 516.326.8827 • WWW.SDP-SI.COM

> MATERIAL:
Rubber

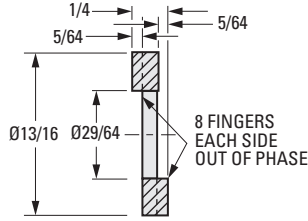
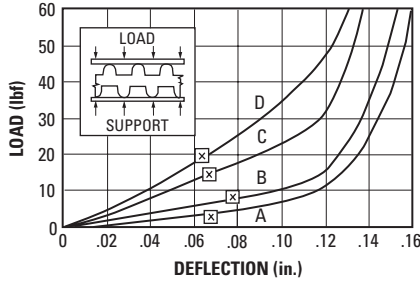


Fig. 1 Ring Style

Deflection below the X are considered safe practice for static loads; data above the X are useful for calculating deflections under dynamic loads.

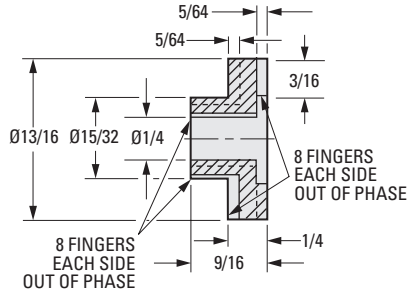
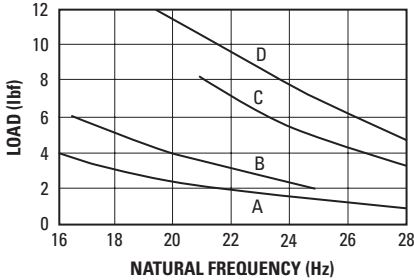


Fig. 2 Bushing Style

INCH COMPONENT

Catalog Number	Hardness Durometer	Compression Max. Load lbf	Forcing Frequency in Cycles per Minute			
			2400	2700	3000	3300
			Minimum Load for 81% Isolation (lbf)			
Fig. 1						
A10R 4-1500A	30	4	4	3	2	—
A10R 4-1500B	40	6	6	4	3	—
A10R 4-1500C	50	9	9	6	4	3
A10R 4-1500D	60	12	12	9	7	5
Fig. 2						
A10R 4-1501A	30	4	4	3	2	—
A10R 4-1501B	40	6	6	4	3	—
A10R 4-1501C	50	9	9	6	4	3
A10R 4-1501D	60	12	12	9	7	5

8-47
D820

REV:
3/23/23

- I
- R
- T
- 1
- 2
- 3
- 4
- 5
- 6
- 7
- 8
- 9
- 10
- 11
- 12
- 13
- 14
- 15
- 16