

SLIT TYPE MSC FLEXIBLE COUPLINGS



SPLIT HUB TYPE
ZERO BACKLASH
HIGH TORSIONAL STIFFNESS

PHONE: 516.328.3300 • FAX: 516.326.8827 • WWW.SDP-SI.COM



› **MATERIAL:**
Anodized Aluminum

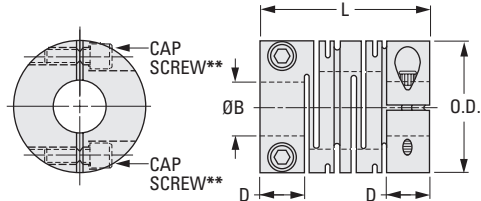
› **MISALIGNMENT COMPENSATION:**
Max. Angular Offset: 2°

› **SPECIFICATION:**
Recommended Tolerance on Shaft:
.1250 & .1875 +.0000/-0.0005
.2500 & .3750 +.0000/-0.0006
.5000 & .6250 +.0000/-0.0007
.7500 & 1.0000 +.0000/-0.0008



Other bore diameter combinations and bore sizes not exceeding the maximum listed below are available on special order.

** One cap screw each end until present stock is depleted. After that, all items will have two cap screws each end.



INCH COMPONENT

Catalog Number	O.D.	B Bore	L Length	D	Cap Screw	Max. Bore
S50MSC-A02H12H12	.472	.1250	.728	.197	#2-56	.1969
S50MSC-A02H18H18		.1875				
S50MSC-A03H12H12	.630	.1250	.906	.256	#4-40	.2362
S50MSC-A03H18H18		.1875				
S50MSC-A04H18H18	.787	.1875	1.024	.295	#4-40	.3150
S50MSC-A04H25H25		.2500				
S50MSC-A05H25H25	.984	.2500	1.220	.335	#6-32	.3937
S50MSC-A05H37H37		.3750				
S50MSC-A06H37H37	1.26	.3750	1.61	.472	#8-32	.5512
S50MSC-A06H50H50		.5000				
S50MSC-A07H37H37	1.57	.3750	2.20	.669	#10-24	.7087
S50MSC-A07H50H50		.5000				
S50MSC-A08H50H50	1.97	.5000	2.80	.827	1/4-20	.8661
S50MSC-A08H62H62		.6250				
S50MSC-A09H75H75	2.48	.7500	3.54	1.024	5/16-18	1.1811
S50MSC-A09H99H99		1.0000				

Coupling Series (Ref. Only)	Rated Torque lbf in.	Max. rpm	Moment of Inertia Δ oz. in. ²	Static Torsional Stiffness lbf in. / deg	Max. Lateral Offset	Max. Axial Motion	Weight Δ oz.
S50MSC-A02H...	3.5	52000	.0043	6.95	.004	± .012	.13
S50MSC-A03H...	4.4	39000	.0186	12.36	.004	± .016	.32
S50MSC-A04H...	8.9	31000	.0497	26.27			.56
S50MSC-A05H...	17.7	25000	.1421	58.71	.006	± .020	.99
S50MSC-A06H...	35.4	19000	.530	77.25			2.26
S50MSC-A07H...	70.8	15000	1.804	108.15	.008	± .020	4.94
S50MSC-A08H...	141.6	12000	5.467	278.1			9.53
S50MSC-A09H...	283.2	10000	17.494	479.0			18.71

Δ Based on Max. Bore.

6-37
D820

REV:
4/28/23

1

R

T

1

2

3

4

5

6

7

8

9

10

11

12

13

14

15

16

SLIT TYPE MSC FLEXIBLE COUPLINGS



SPLIT HUB TYPE
ZERO BACKLASH
HIGH TORSIONAL STIFFNESS

PHONE: 516.328.3300 • FAX: 516.326.8827 • WWW.SDP-SI.COM



► **MATERIAL:**

Stainless Steel

► **MISALIGNMENT COMPENSATION:**

Max. Angular Offset: 2°

► **SPECIFICATION:**

Recommended Tolerance on Shaft:

- .1250 & .1875 +.0000/- .0005
- .2500 & .3750 +.0000/- .0006
- .5000 & .6250 +.0000/- .0007
- .7500 & 1.0000 +.0000/- .0008



Other bore diameter combinations and bore sizes not exceeding the maximum listed below are available on special order.

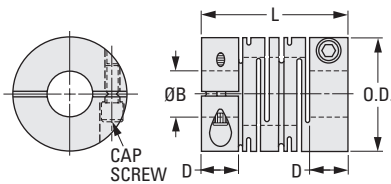


Fig. 1

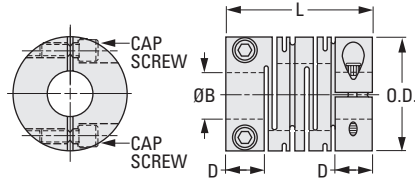


Fig. 2

INCH COMPONENT

Catalog Number	O.D.	B Bore	L Length	D	Cap Screw	Max. Bore
Fig. 1						
S50MSC-S02H12H12	.472	.1250	.728	.197	#2-56	.1969
S50MSC-S02H18H18		.1875				
S50MSC-S03H12H12	.630	.1250	.906	.256	#4-40	.2362
S50MSC-S03H18H18		.1875				
S50MSC-S04H18H18	.787	.1875	1.024	.295	#4-40	.3150
S50MSC-S04H25H25		.2500				
S50MSC-S05H25H25	.984	.2500	1.220	.335	#6-32	.3937
S50MSC-S05H37H37		.3750				
S50MSC-S06H37H37	1.26	.3750	1.61	.472	#8-32	.5512
S50MSC-S06H50H50		.5000				
Fig. 2						
S50MSC-S07H37H37	1.57	.3750	2.20	.669	#10-24	.7087
S50MSC-S07H50H50		.5000				
S50MSC-S08H50H50	1.97	.5000	2.80	.827	1/4-20	.8661
S50MSC-S08H62H62		.6250				
S50MSC-S09H75H75	2.48	.7500	3.54	1.024	5/16-18	1.1811
S50MSC-S09H99H99		1.0000				

Coupling Series (Ref. Only)	Rated Torque lbf in.	Max. rpm	Moment of Inertia Δ oz. in. ²	Static Torsional Stiffness lbf in. / deg	Max. Lateral Offset	Max. Axial Motion	Weight Δ oz.
S50MSC-S02H...	2.66	52000	.012	9.89	.004	± .008	.35
S50MSC-S03H...	4.43	39000	.049	13.13	.004	± .012	.88
S50MSC-S04H...	8.85	31000	.136	38.62	.006	± .015	1.52
S50MSC-S05H...	17.70	25000	.388	50.98	.008	± .020	2.75
S50MSC-S06H...	30.98	19000	1.476	131.30	.008	± .020	6.00
S50MSC-S07H...	70.81	15000	4.920	154.48	.008	± .020	13.06
S50MSC-S08H...	132.76	12000	15.308	216.27	.008	± .020	26.48
S50MSC-S09H...	309.78	10000	48.110	278.06	.008	± .020	49.42

Δ Based on Max. Bore.

